



Sheryan
شریان

Renew Professional License

User Guide

Last Updated January/2021

Information



Accessing your DHA E-
Services Account



How to Check
Application Status



Sheryan Account
Management



How to Re-submit
Applications



Ask Latifa /Health
Licensing Support



How to Download the
Document



Frequently Asked
Questions

Steps



Accessing the Service



Fill-up Form



Review& Submit Form



Sample of eLicense

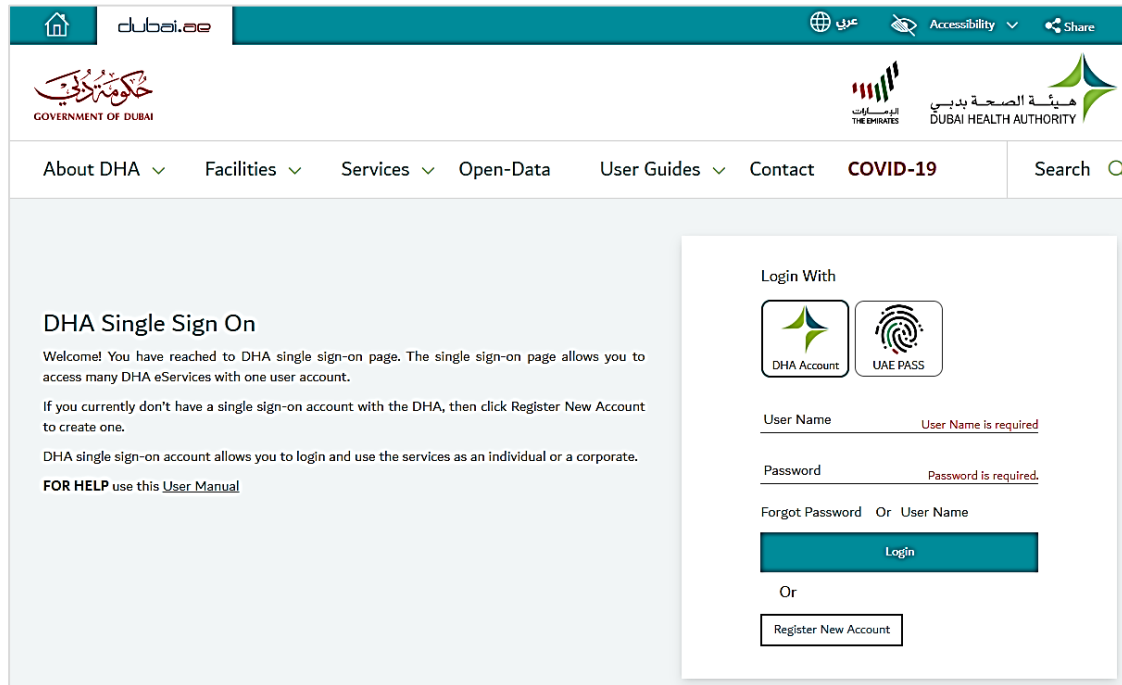


Note: Click the icon to skip to a specific section.



Follow the steps below to sign-up or login on the DHA Sheryan account.
Visit the [website](#) and click on the Login icon to access the DHA Sheryan [portal](#).

Login: Existing users can enter their username and password on this page.



DHA Single Sign On



Welcome! You have reached to DHA single sign-on page. The single sign-on page allows you to access many DHA eServices with one user account.

If you currently don't have a single sign-on account with the DHA, then click Register New Account to create one.

DHA single sign-on account allows you to login and use the services as an individual or a corporate.

FOR HELP use this [User Manual](#)

Login With

User Name User Name is required

Password Password is required

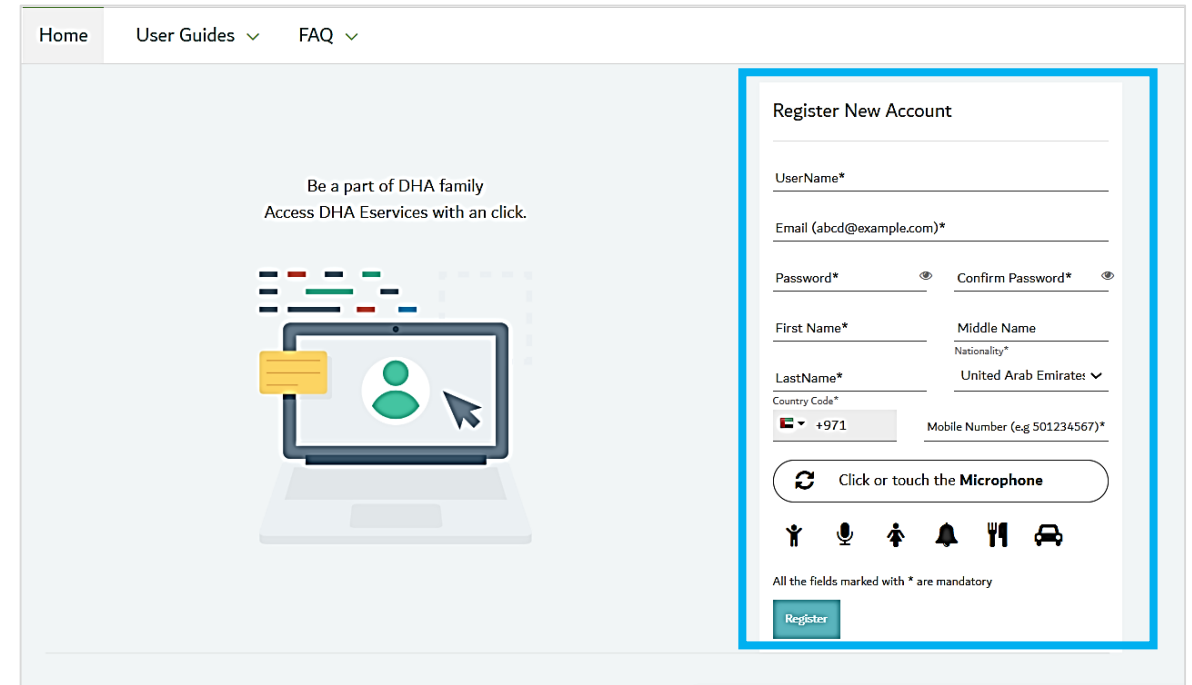
[Forgot Password](#) Or [User Name](#)

[Login](#)

Or


[Register New Account](#)

Registration: New users must create an account. Click the 'Register With Us' button to create a new username & password.





Register New Account

Be a part of DHA family
Access DHA Eservices with an click.



UserName*

Email (abcd@example.com)*


Password*  Confirm Password* 







First Name* Middle Name

Nationality*

LastName* United Arab Emirate: v

Country Code* +971 Mobile Number (e.g 501234567)*

 Click or touch the **Microphone**

All the fields marked with * are mandatory

[Register](#)



Set Preference

- After login, a prompt to set preference for 'Individual Home' or 'Corporate Home' will appear.
- Access to all the services provided by Dubai Health Authority will be on the next page

For Individual For Corporate ✓ Application Enquiry

DHA Service Start Page

Are you an individual who want to use DHA Services for personal use?

From DHA Individual Home Page you will be able to access broad range of service like Registering yourself as a new Health Professional, Renewing your license etc.

[Individual Home](#)

☐ set as default page

Are you a corporate owner or employee who want to use DHA Services for your corporate?

From DHA Corporate Home Page you will be able to access broad range of service like Registering a new Health Facility, Renewing the facility, adding partner etc.

[Corporate Home](#)

☐ set as default page

Good to Know:



DHA E-service account is managed by IT Department. For assistance, call 800-342.



Once an email is registered for an account, it cannot be used for another account.



Each user must have one account. Do not create multiple accounts.




Click on the Health Licensing Service icon to access the [DHA Sheryan Portal](#)


For Individual For Corporate ▼ Application Enquiry


Corporate Home Page


Individual Corporate

Select the service that you would like to use
Select Corporate
prime hospital ▼

 **Health Licensing Service**
User Guide

 **Event Management**
User Guide

 **Statistics Service**

 **Infectious Diseases
Notification Service**

Good to
Know:

Sheryan is an application
within your DHA
E-service account.




Users who can access
facility dashboard are
categorized as Privileged
or Limited Access user.

Users must keep their
log-in details
confidential to avoid
unauthorized access.

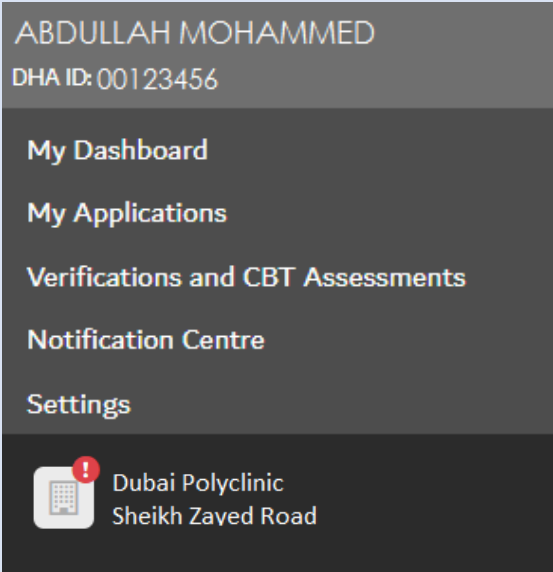
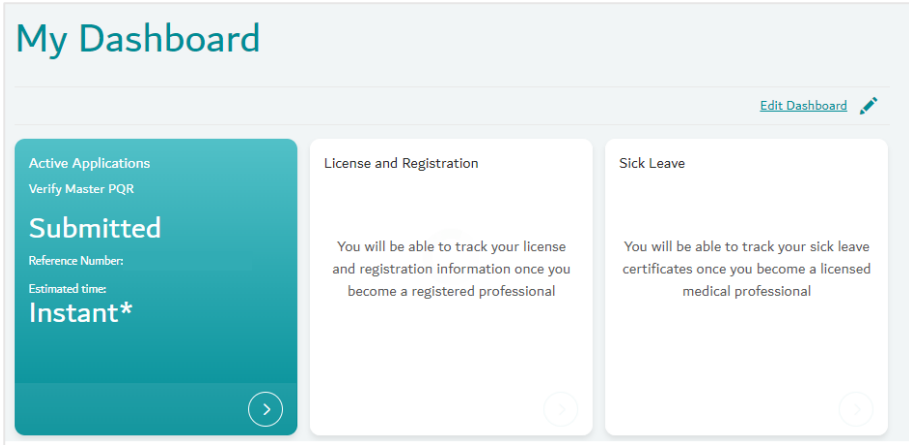
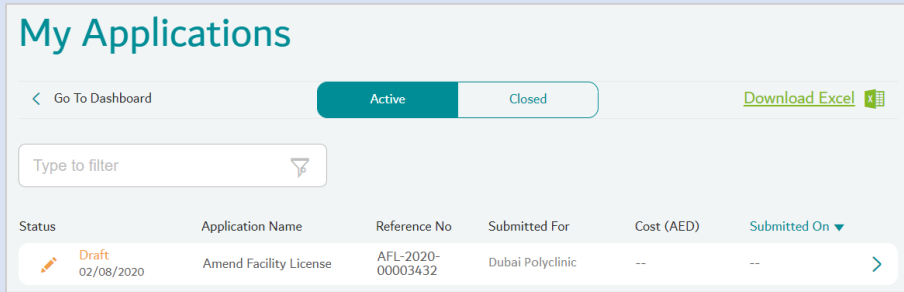


Before proceeding to the licensing services, users must be familiar with account management.

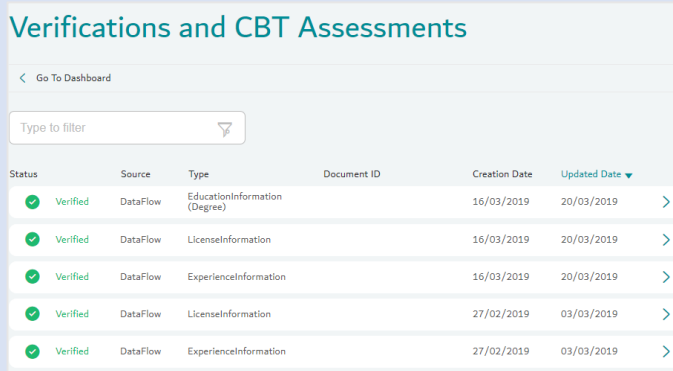
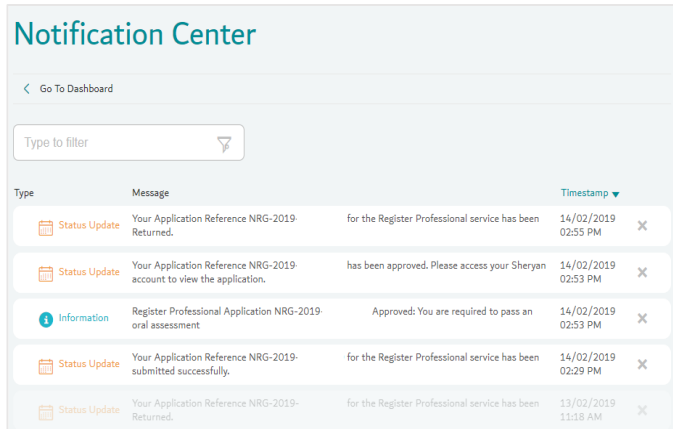


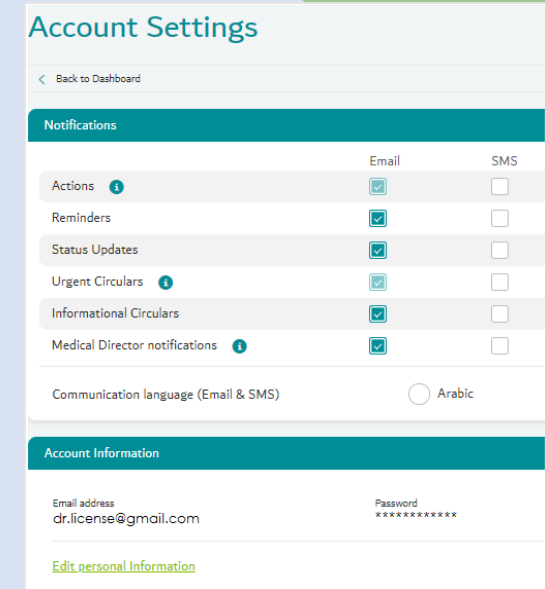
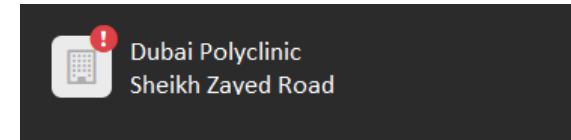
Icon	Action
عربي /English	Change Language Preference
	Accessibility (Text Resize, Contrast Switch, Read Speaker)
	Search
	The initials depend on the user's first and last name. Click on the icon to view your unique ID, access your dashboard, applications, verified documents, notifications and settings pages.



Menu Screenshot	Account Menu Options	Screenshot
	Name and Unique ID - important when accessing third party services (Prometric, Dataflow) and license activation by a hiring facility.	Note: The unique ID never changes and is only an identifier.
	My Dashboard - quick view of application status, current registration/ license status, services, issued sick leaves, etc.	
	My Applications - comprehensive view of applications. There are 2 tabs on the screen: Active tab- will show a list of all applications that are either in draft, submitted, returned to you. Closed tab- will show a list of all applications that are either approved, rejected or cancelled by the user.	



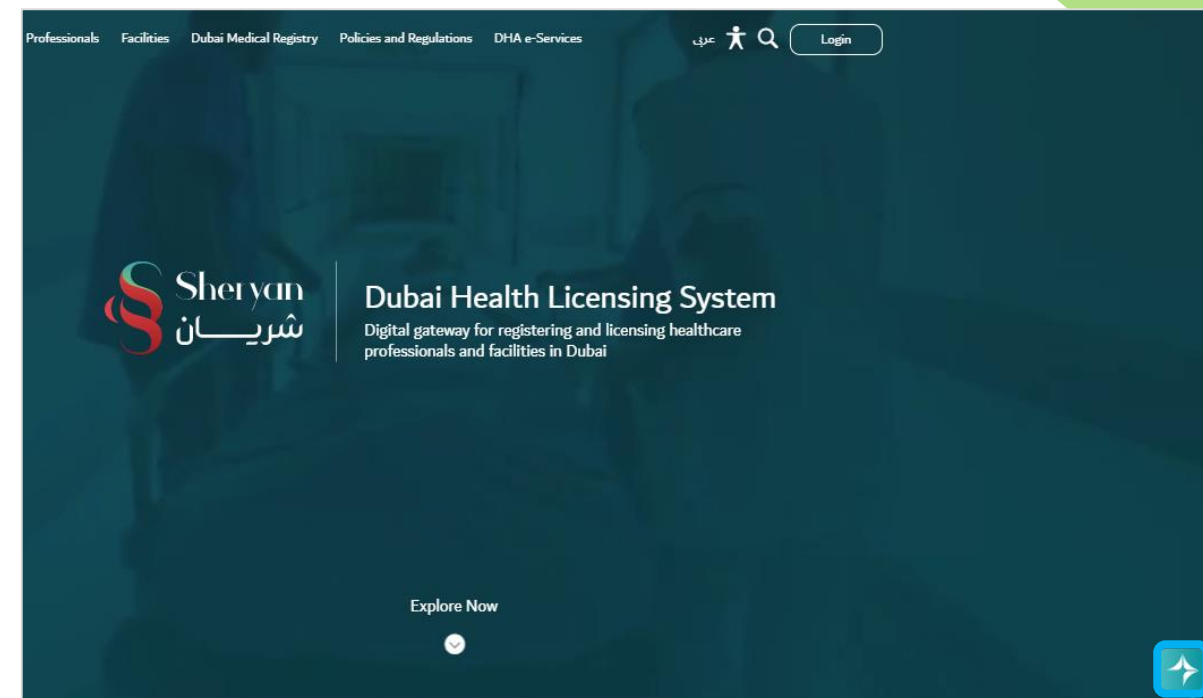
Account Menu Options	Screenshot
<p>Verifications and CBT Assessments - list of all verified documents from Dataflow and assessment results from Prometric.</p> <p>This will be empty for users who are not registered healthcare professionals.</p>	
<p>Notification Centre - (!) alerts represented by a red exclamation point beside your name's initials can be seen here.</p>	

Account Menu Options	Screenshot
<p>Settings - changes in notification preference (SMS/Email), account information (name, email, password, etc.), and personal information (mobile number, address, etc.) can be made here.</p>	
<p>Linked Facility User – if you are a linked user, you can access the facility dashboard by clicking on the facility name on your menu.</p>	
<p>Logout - exit the account.</p>	





DHA's virtual assistant, Latifa, is trained to answer your questions on Sheryan's healthcare licensing services for Professionals and Facilities. Interact with her by clicking the Ask Latifa icon the lower right hand corner of the [DHA website](#) or the [Sheryan Homepage](#).




Good to Know: Latifa works through Artificial Intelligence and constantly learns as you ask her more questions.



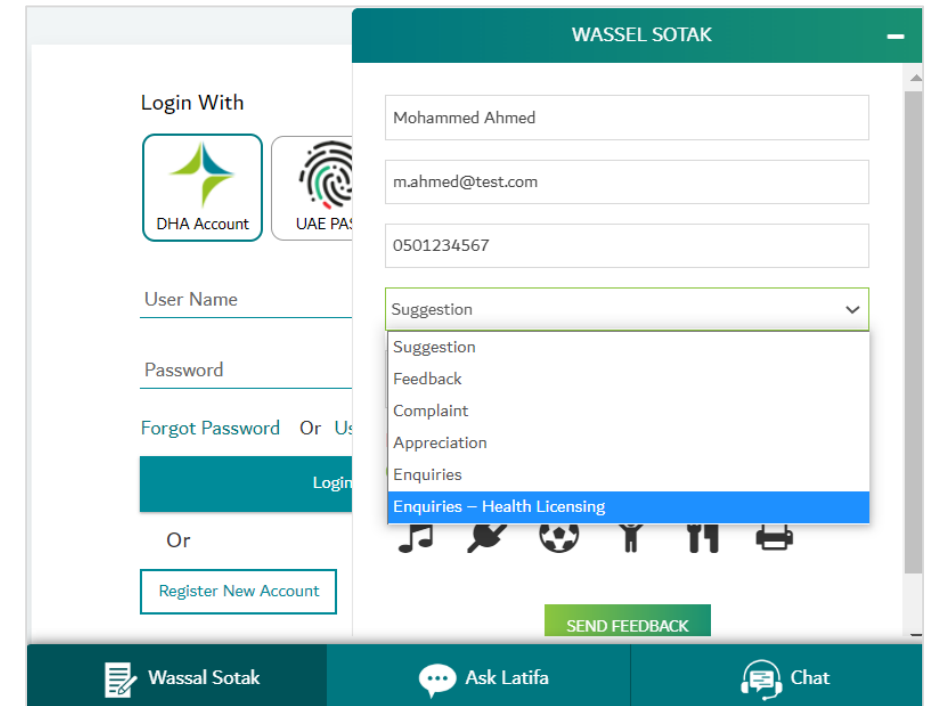
The Health Licensing Department is available to assist you. Contact us by clicking the Wassel Sotak icon the lower right hand corner of the [DHA website](#).

Fill-up the form. Select Enquiries – Health Licensing and select the correct category before typing your message.

We will get in touch with you within five (5) working days.



The screenshot shows the 'DHA Single Sign On' page. It features a header with the Dubai Government logo and navigation links. The main content area includes a 'Login With' section with 'DHA Account' and 'UAE PASS' options. Below this are input fields for 'User Name' (with a red error message 'User Name is required') and 'Password' (with a red error message 'Password is required'). There are also links for 'Forgot Password' and 'User Name', a 'Login' button, and a 'Register New Account' button. A footer bar contains icons for 'Wassel Sotak', 'Ask Latifa', and 'Chat'.



The screenshot shows the 'Wassel Sotak' mobile app interface. It features a 'Login With' section with 'DHA Account' and 'UAE PASS' options. Below this are input fields for 'User Name' and 'Password'. There are also links for 'Forgot Password' and 'User Name', a 'Login' button, and a 'Register New Account' button. A dropdown menu is open, showing a list of categories: 'Suggestion', 'Feedback', 'Complaint', 'Appreciation', 'Enquiries', and 'Enquiries – Health Licensing' (which is highlighted in blue). At the bottom, there is a 'SEND FEEDBACK' button and a footer bar with icons for 'Wassel Sotak', 'Ask Latifa', and 'Chat'.



Frequently Asked Questions

An efficient way to gather information is to check the [Frequently Asked Questions/FAQ page](#).

The link can be found at the bottom of the HRS web page.

The screenshot shows the Sheryan website's 'Frequently Asked Questions' page. The header includes the Sheryan logo and navigation links: Professionals, Facilities, Dubai Medical Registry, Policies and Regulations, DHA e-Services, and a Login button. A breadcrumb trail shows 'Home > FAQs'. The main heading is 'Frequently Asked Questions'. Below it is a search bar with the text 'What do you need help with?' and a placeholder 'Search to Filter'. Below the search bar is a list of questions: 'New Healthcare Facility License' and 'Activate Facility License', each with a right-pointing arrow. The footer contains links for 'About DHA', 'Careers', 'FAQs' (highlighted with a blue box), and 'Sitemap'. It also includes 'Contact Us' and 'Employees E-Services'. A section states 'This site is best viewed in' with icons for Chrome, Edge, Firefox, and Safari. The 'SMART DUBAI' logo is also present. At the bottom, it says 'All Rights Reserved. Dubai Health Authority 2020' and provides links for 'Terms & Conditions' and 'Privacy Policy' along with social media icons.

Sheryan شريان

Professionals Facilities Dubai Medical Registry Policies and Regulations DHA e-Services Login

Home > FAQs dubai.ae عربي

Frequently Asked Questions

What do you need help with?

Search to Filter

E.g. "Can't login to Sheryan" or "Can I work in Dubai?" or "Error code"

New Healthcare Facility License

Activate Facility License

About DHA
Careers
FAQs
Sitemap

Contact Us
Employees E-Services

This site is best viewed in

دبي الذكية SMART DUBAI

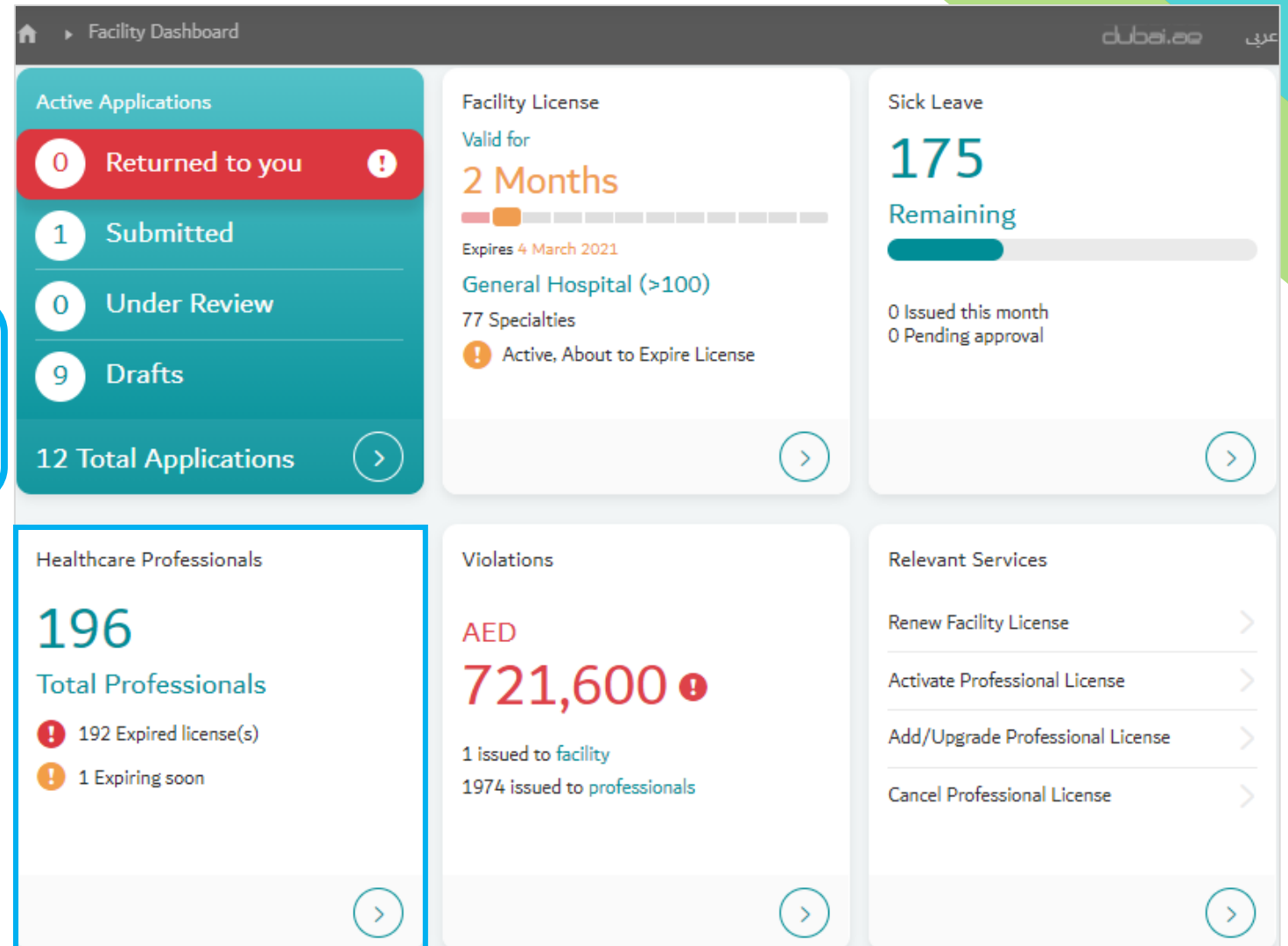
All Rights Reserved. Dubai Health Authority 2020

Terms & Conditions Privacy Policy



Step 1: Accessing the Service

Logging to facility account. In the Facility Dashboard, access the 'Healthcare Professional' widget by clicking on the side arrow to access the list of all professionals



Renew must be within 3 months prior to expiry. If expired 6 months without renewing, license will be canceled but fine will remain¹²



Step 1: Accessing the Service

Type in the unique ID of the professional license to be renewed

Click on the side arrow to proceed to the application form

The screenshot shows the 'Healthcare Professionals' dashboard. At the top, there's a breadcrumb trail: 'Facility Dashboard > Healthcare Professionals'. The page title is 'Healthcare Professionals'. Below the title, there are two tabs: 'Healthcare Professionals' (active) and 'Group Professionals'. A 'Go To Dashboard' link is on the left. The main content area displays a summary of 196 professionals working in the facility, broken down by category: 27 Allied Health, 115 Nurse and Midwife, and 57 Physician. It also shows 196 Full-time Licenses. A green 'Add New Professional' button is present. Below this, there's a search bar containing '00019' and a 'Download Excel' link. At the bottom, a detailed view of a professional is shown: 'Varughese', a 'Registered Nurse - Nursing' with a 'Full-time License'. The license number is '0001 -001' and the expiration date is '22/10/2020'. The status is 'Expired', indicated by a red badge. A blue arrow button is next to the professional's details.

Facility Dashboard > Healthcare Professionals

dubai.ah

Healthcare Professionals

< Go To Dashboard

Healthcare Professionals Group Professionals

196
Professionals
Total working in this facility

Categories
27 Allied Health
115 Nurse and Midwife
57 Physician

Licenses
196 Full-time License

Add New Professional

00019

Download Excel

AV
Varughese
Registered Nurse - Nursing
Full-time License • License No: 0001 -001 • Expiration: 22/10/2020

Expired




Fines must be paid in order to renew the license.

Hospital LLC

Hospital LLC

Nurse and Midwife


 Expired
Full-time License
License: 00019 -001
Expires on 22 October 2020

Expired


Specialities

Registered Nurse - Nursing

CPD Credits

 0 Credits (2021)
[View CPD credits](#)

Fines

 3 Fines - AED 600.00
[View Fines](#)

The Professional needs to complete the required CPD points and pay all fines to renew their license.




Good to Know: CPD Update is the responsibility of the professional. It must be completed each year before 31st of December. If CPD is not updated, the renewal application might be returned. If applicable, please refer to the comments in the returned application.



Step 1: Accessing the Service

Click on 'Renew License'

 Facility Dashboard Healthcare Professionals Professional Profile dubai.ae عربي

The Professional needs to complete the required CPD points and pay all fines to renew their license.

Scope of Practice and Unlicensed Privileges

[Add New +](#)

Group and part-time permission

Facilities assigned on group

Select multiple options ▼

☐ Allow this Professional to apply for part time licenses

The facility's medical director can allow the professional to practice in other facilities under your facility group.

This action can be performed by the facility's medical director.

Renew License

[Update License](#)


[Cancel License](#)



Step 2: Filling up the Application Form

Professional information is added automatically to the application

▼ Renew Professional License

Complete 

Selected Professional

Selected Professional Name

Position - 1

Category
Physician

Speciality
Specialist

Title
Ophthalmology

Professional License Type
Full-time License

Professional License Status
Expired

Supervisor Exists
Yes

Limited To

Professional Registration Issue Date
17/09/2012




For personal detail updates (e.g. name, nationality, etc.), please apply for License Card Replacement service.



Step 2: Filling up the Application Form

Input your internal facility Staff ID, then
click 'Confirm'

 Facility Services ▶ Renew Professional License dubai.ae عربي

Category Nurse and Midwife	Title Registered Nurse
Speciality Nursing	
License Type Full-time License	Issue Date 29/09/2019
Expiry Date 22/10/2020	Facility Name Hospital LLC
License Status Expired	

Staff Id

00000

Please input your internal facility Staff ID, if exists,
else input your DHA Unique ID.

Please make sure you provide the correct information in all fields.

Confirm



Make sure to provide accurate and correct information

▼ Professional Information

Personal Information

DHA Unique ID
00008

English First Name
Raje

English Last Name

Arabic First Name
راجيف

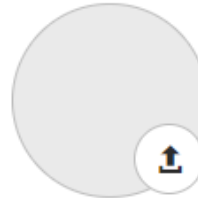
Arabic Last Name

Maiden Name

Date Of Birth
05/04/1969

Gender
Male

Passport Sized Photograph



The file must be:
1. JPEG/PNG format
2. Maximum size of 2MB
3. Valid and clear
4. Coloured copy

Passport Details



Step 3: Review Form/Payment & Submit the Application

Make sure that all sections turn to green, click 'Review the Form' to review the summary of information provided.

- ▶ Renew Professional License Complete ✓
- ▶ Professional Information Complete ✓
- ▶ Applicant Details Complete ✓
- ▶ Terms & Conditions Complete ✓

Please make sure you provide the correct information in all sections. By submitting your application you agree that all information provided is accurate and complete.

[Review Form](#)

[Go Back](#)

[Withdraw Application](#)

If all details are correct, proceed to payment & submit the application to be reviewed by DHA staff

Home ▶ Facility Services ▶ Renew Professional License

dubai.ae

Total

AED 4260.0

Application Fee: AED 3000 + Knowledge & innovation fee: AED 60.0 + Total Fines: 1200.0

☐ Are you exempted from payment?

Please make sure you provide the correct information in all the sections.

[Pay Now](#)

[Go Back](#)

[Withdraw Application](#)



Step 4: Application Submitted

Once the application is submitted, the status will be 'Under Review'.
Take note of the reference number to check the status, under 'My Application', Active tab.

Facility Services ▶ Renew Professional License

dubai.ae عربي

Renew Professional License

Application Name: [Renew Professional License](#)
Application Submission Time : 10:10
Application Submission Date: 08-11-2020
Application Status: [Submitted](#)
Application Reference Number: RPL-2020-00000268

My Applications

dubai.ae عربي

My Applications

[Go To Dashboard](#) **Active** Closed [Download Excel](#)

Status	Application Name	Reference No	Submitted For	Cost (AED)	Submitted On ▼
Under Review 08/11/2020	Renew Professional License	RPL-2020-00000268	Hospital LLC	0.00	08/11/2020 >


Items per page: 10 ▼ Showing 1-1 of 1 Active Applications

First Previous **1** Next Last





Approved application



Once application is approved, an e-License is issued.
*e-License could be viewed in the closed tab of 'My Application'

 My Applications dubai.ae عربي

My Applications

[Go To Dashboard](#) Active Closed [Download Excel](#) 



Status	Application Name	Reference No	Submitted For	Cost (AED)	Submitted On ▼
 Issued 08/11/2020	Renew Professional License	RPL-2020-00000268	Hospital LLC	0.00	08/11/2020 

Items per page: Showing 1-1 of 1 Closed Applications

First Previous 1 Next Last





Professional License Certificate شهادة ترخيص مهني

Issue Date:	08-11-2020	تاريخ الإصدار:
Professional Name	راجيف Rajeev	اسم المهني
DHA Unique ID	000085	الرقم التعريفي
License Number	000085C	رقم الترخيص المهني
License Type	ترخيص بدوام كامل Full-time License	نوع الترخيص
License Title	طبيب أخصائي أمراض العيون Physician-Specialist- Ophthalmology	مسمى الترخيص
License Expiry Date	01-10-2021	تاريخ الانتهاء
Facility Name	مستشفى ... ذ م م Hospital LLC	اسم المنشأة
Remarks/ Restrictions		ملاحظات

Notes:

- This certificate is a proof of issuance of DHA Professional license. It does not require signature or stamp.
- To verify this document, Please visit the below link and enter the Barcode.
- Healthcare Professional shall maintain a copy of his/her valid e-License card during clinical practice.

- ### ملاحظات:
- هذه الشهادة دليل على إصدار الترخيص المهني من قبل هيئة الصحة بدبي، ولا تحتاج إلى ختم أو توقيع.
 - للتحقق من هذه الوثيقة، يرجى زيارة الرابط أدناه وإدخال الرمز التعريفي (الباركود).
 - يتوجب على المهني الصحي الاحتفاظ بنسخة من بطاقة الترخيص الإلكتروني (سارية المفعول) أثناء الممارسة الكليينكية.

<https://services.dha.gov.ae/sheryan/wps/portal/home/services-professional/online-verification>

CP_9.3 F-01



Using the eLicense card: Print, cut and fold

Position 2 N/A	Position 3 N/A
Remarks	
Expiry Date	01-10-2021 تاريخ الانتهاء
To verify the License details & Expiry date, please visit the Dubai Medical Registry www.dha.gov.ae Dubai, United Arab Emirates	

استخدام الترخيص الإلكتروني: قم بطباعته وقصه، ثم طيه



ADDITIONAL INFORMATION

[Application Status](#)
[Resubmit Returned Application](#)
[Download Document](#)



How to Check Application Status

Status	Action
DRAFT	Application is pending in your account. It is not submitted.
SUBMITTED	Application is successfully submitted and pending for DHA action.
APPROVED	Application is completed.
ISSUED	Application is completed, document issued.
RETURNED	Application is returned in your dashboard. Read the comment, complete the pending action and re-submit the application.
REJECTED	<p>Application is rejected. Read the comment in the application. Possible reasons:</p> <ul style="list-style-type: none">• Requirements not met• Missing documents• Instructions not followed etc. <p>Rejected applications cannot be activated. You must re-apply.</p>
CANCELLED/AUTO-CANCELLED	Application exceeded 90 days without any action.



How to Re-Submit Applications

Step 1: Step 1: Logging to facility account, open the menu and select 'My Applications'.

The screenshot displays the Sheryan Facility Dashboard for Hospital LLC. The top navigation bar includes links for Professionals, Facilities, Dubai Medical Registry, Policies and Regulations, and DHA e-Services. The user is logged in as Hospital LLC (DHA ID: 00160101). The dashboard features three main sections: Active Applications, Facility License, and Sick Leave. The Active Applications section shows 0 Returned to you, 1 Submitted, 0 Under Review, and 10 Drafts, totaling 13 applications. The Facility License section shows a valid license for 2 months, expiring on 4 March 2021, for a General Hospital (>100) with 77 specialties. The Sick Leave section shows 175 days remaining, with 0 issued this month and 0 pending approval. A sidebar menu on the right highlights 'My Applications'.

Application Status	Count
Returned to you	0
Submitted	1
Under Review	0
Drafts	10
Total Applications	13

Facility License
Valid for
2 Months
Expires 4 March 2021
General Hospital (>100)
77 Specialties
Active, About to Expire License

Sick Leave
175
Remaining
0 Issued this month
0 Pending approval

Logout

Note:

After opening the **RETURNED** application the status will change to **DRAFT**.
If the application is in **DRAFT** status, it is not **SUBMITTED** and not received by DHA.




Step 2: Under 'Active' tab, search for the status 'Returned'
Click on the side arrow to open the application form.

My Applications

[Go To Dashboard](#)



Active

Closed

[Download Excel](#) 

ret



Status	Application Name	Reference No	Submitted For	Cost (AED)	Submitted On ▼	
 Returned 08/11/2020	Renew Professional License	RPL-2020-00000268	Hospital LLC	0.00	08/11/2020	

Items per page: 10 ▼ Showing 1-1 of 1 Active Applications

First

Previous

1

Next

Last



Step 3: Scroll down at the bottom of the page and click 'Edit' button.

Service: Renew Professional License





Applied on: 08/11/2020

Reference no. RPL-2020-00000268

 **Waiting on Applicant** on 08/11/2020

Audit Trail

Below is a detailed view of all the interactions on this application.

-  Waiting on Applicant
08/11/2020
-  Under Review
08/11/2020
-  Payment Exemption Approved
08/11/2020
-  Submitted
08/11/2020

Edit



Step 4: upload the required document. All sections must be complete and bright green. Then click 'Review Form'.


▶ Renew Professional License	Complete ✓
▼ Professional Information	Complete ✓
▶ Applicant Details	Complete ✓
▶ Terms & Conditions	Complete ✓

Please make sure you provide the correct information in all sections. By submitting your application you agree that all information provided is accurate and complete.


[Review Form](#) [Go Back](#) [Withdraw Application](#)






Step 5: Review the summary of information provided. Agree to the terms and conditions again. Then re-submit the application.

 My Applications dubai.ae عربي

My Applications

[Go To Dashboard](#) Active Closed [Download Excel](#) 



Status	Application Name	Reference No	Submitted For	Cost (AED)	Submitted On ▼
 Resubmitted 07/01/2021	Renew Professional License	RPL-2021-00000019	Hospital LLC	0.00	06/01/2021 

Items per page: 10 ▼

Showing 1-1 of 1 Active Applications

First Previous 1 Next Last



How to Download the Certificate


Step 1: Step 1: Logging to facility account, open the menu and select 'My Applications'.

The screenshot displays the Sheryan Facility Dashboard for Hospital LLC. The top navigation bar includes links for Professionals, Facilities, Dubai Medical Registry, Policies and Regulations, and DHA e-Services. The user is logged in as Hospital LLC (DHA ID: 00160101). The dashboard features three main sections: Active Applications, Facility License, and Sick Leave. The Active Applications section shows 0 Returned to you, 1 Submitted, 0 Under Review, and 10 Drafts, totaling 13 applications. The Facility License section shows a valid license for 2 months, expiring on 4 March 2021, for a General Hospital (>100) with 77 specialties. The Sick Leave section shows 175 days remaining, with 0 issued this month and 0 pending approval. A sidebar menu on the right lists options: My Dashboard, My Profile, My Applications (highlighted), Verifications and CBT Assessments, Notification Centre, and Settings. A Logout button is at the bottom of the sidebar.


Active Applications	Facility License	Sick Leave
0 Returned to you	Valid for 2 Months	175 Remaining
1 Submitted	Expires 4 March 2021	0 Issued this month
0 Under Review	General Hospital (>100)	0 Pending approval
10 Drafts	77 Specialties	
13 Total Applications	Active, About to Expire License	





Step 2: Under 'Closed' tab, search for the abbreviation 'Issued' Or reference number of the application' Click on the side arrow to open the application.

 My Applications dubai.ae عربي

My Applications

[Go To Dashboard](#) Active **Closed** [Download Excel](#) 

Status	Application Name	Reference No	Submitted For	Cost (AED)	Submitted On ▼
 Issued 08/11/2020	Renew Professional License	RPL-2020-00000268	Hospital LLC	0.00	08/11/2020 

Items per page:

Showing 1-1 of 1 Closed Applications

[First](#) [Previous](#) **1** [Next](#) [Last](#)



Step 3: Scroll down at the bottom of the page and click 'eLicense' button.

The screenshot displays the 'Renew Professional License' page on the Dubai.ee website. The page is divided into two main sections. The left section, titled 'Renew Professional License', includes a 'Back' button and a summary of the service. The right section, titled 'Audit Trail', provides a detailed view of the application's history. At the bottom of the right section, there are two buttons: 'eLicense' and 'Request Refund'.

Renew Professional License

Service: Renew Professional License

Applied on: 28/05/2020
Reference no. RPL-2020-00000144

✓ Issued on 28/05/2020

Audit Trail

Below is a detailed view of all the interactions on this application.

- Issued
17/08/2020
- Approved
17/08/2020
- Under Review
17/08/2020
- Submitted
28/05/2020
- Payment Pending
28/05/2020

[eLicense](#) [Request Refund](#)



This certificate can be verified [online](#).
Enter the Pin and Barcode found at the lower right hand corner of the page.

Sheryon شريون Professionals Facilities Dubai Medical Registry Policies and Regulations DHA e-Services

Facilities

Professional License Certificate
شهادة ترخيص مهني

Issue Date: 08-11-2020 تاريخ الإصدار:

Professional Name	راجيف كومار Rajee	اسم المهني
DHA Unique ID	00008	الرقم التعريفي
License Number	00008	رقم الترخيص المهني
License Type	ترخيص بدوام كامل Full-time License	نوع الترخيص
License Title	طبيب أخصائي أمراض العيون Physician-Specialist- Ophthalmology	مسمى الترخيص
License Expiry Date	01-10-2021	تاريخ الانتهاء
Facility Name	مستشفى ش د م Hospital LLC	اسم المنشأة
Remarks/ Restrictions		ملاحظات

Notes:
- This certificate is a proof of issuance of DHA Professional license. It does not require signature or stamp.

ملاحظات:
- هذه الشهادة دليل على إصدار الترخيص المهني من قبل هيئة الصحة بدبي، ولا تحتاج إلى ختم أو توقيع.
- الترجمة من هذه الوثيقة يجب زيادة الباطن أدناه وإدخال الباطن

eLicense

Sheryon شريون Professionals Facilities Dubai Medical Registry Policies and Regulations DHA e-Services

Facilities

Professional License Certificate

Using the eLicense card: Print, cut and fold

استخدام الترخيص الإلكتروني: قم بطباعته وقصه ثم طيه

Position 2
N/A

Position 3
N/A

Remarks

Expiry Date
01-10-2021 تاريخ الانتهاء

To verify the License details & Expiry date, please visit the Dubai Medical Registry
www.dha.gov.ae
Dubai, United Arab Emirates

eLicense



Prepared by:	Salma Abdalla Mohamed Masoud Senior Administrative Officer
Verified by:	Vanessa Alexandra Avisado Rafael Administrative Officer
Reviewed by:	Aisha Ali AlMaamari Head of Healthcare Professional Licensing Section
Approved by:	Dr. Hisham Hassan Alhammadi Director of Health Licensing Department

